

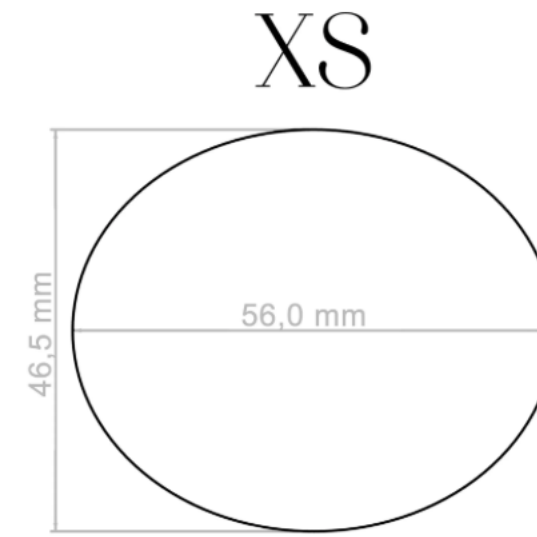
PASQUALE BRUNI

## BRACELET SIZE GUIDE

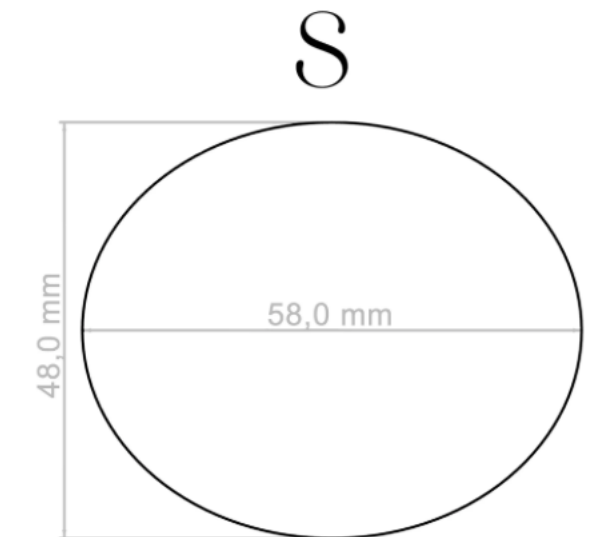
To accurately determine your size, we recommend measuring your wrist rather than using another bracelet.

SIZE	INTERNAL DIMENSION, MM	INNER CIRCUMFERENCE, MM
XS	46.5 x 56	162
S	48 x 58	167
M	50 x 60	173
L	51.5 x 62	179

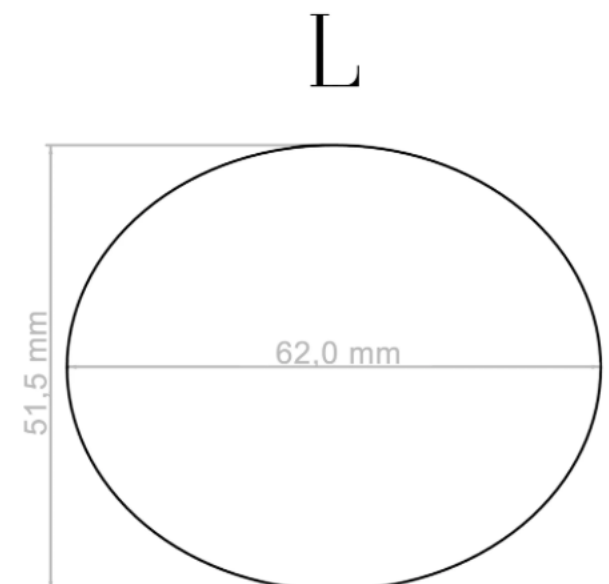
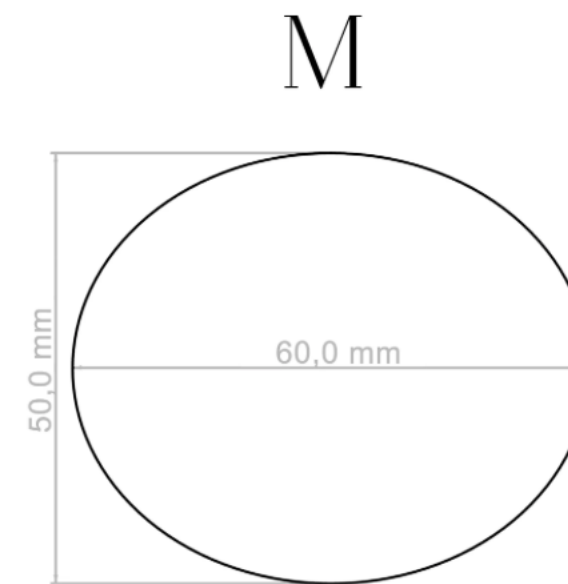
Choose the size with dimensions closest to your actual wrist size.  
All measurements are approximate.



INNER CIRCUMFERENCE  
OF THE BANGLE



INNER CIRCUMFERENCE  
OF THE BANGLE



---

If you have any questions please contact us: [eshop@thefactorybyribas.com](mailto:eshop@thefactorybyribas.com), +37060117288